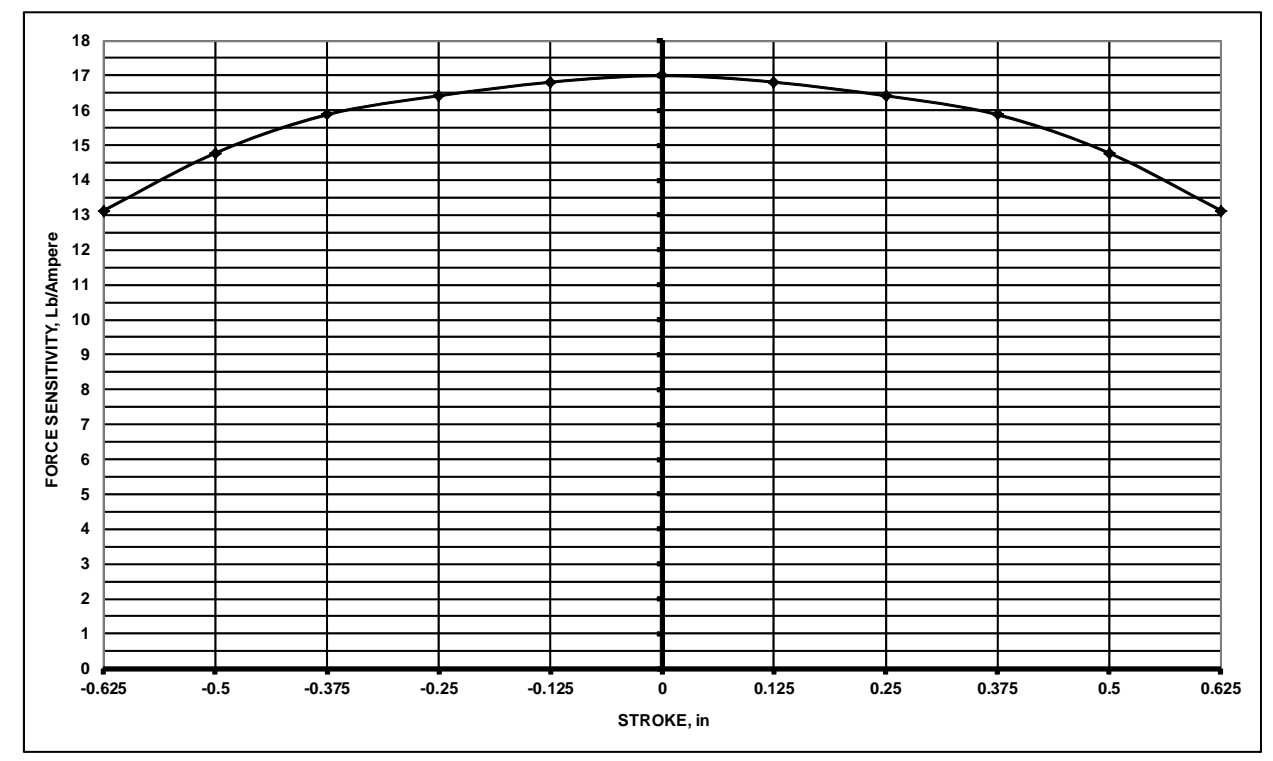
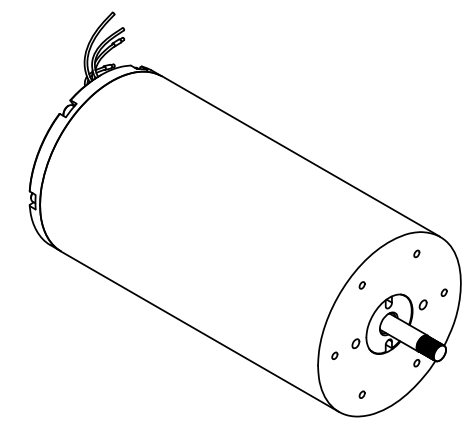


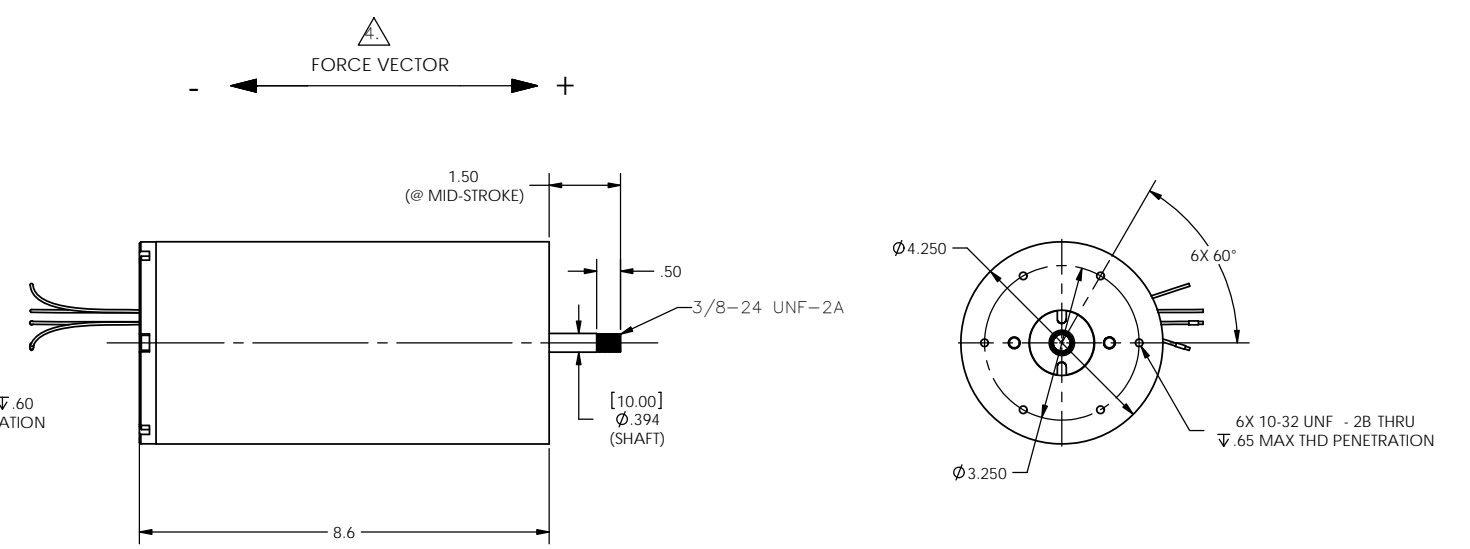
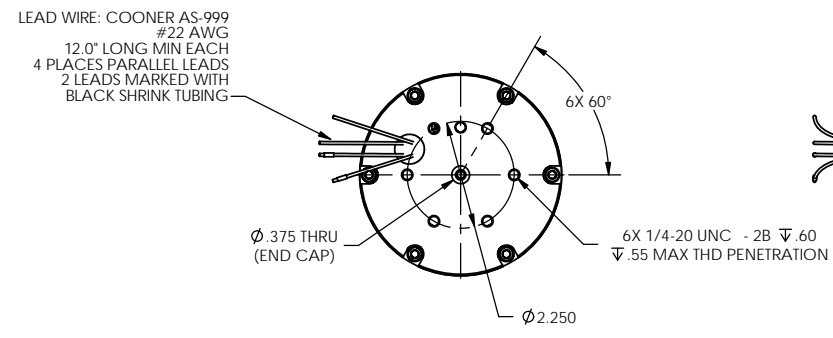
LTR	ECO NO.	DESCRIPTION	DRN	APP'D	DATE
X1	110049	INITIAL RELEASE	RG	MG	04/11/11
X2	120141	UPDATED PARAMETERS AND TABLE	RG	MG	07/02/12
X3	130249	ADDED RoHS COMPLIANCY LOGO, CHD WDG WAS: A	RG	BD	08/01/13

Winding Constants *	Units	Tol	Symbol	Wdg	Z
DC Resistance	Ohms	± 12.5%	R		3.9
Voltage @ F _p	Volts	Nominal	V _p		78
Current @ F _p	Amps	Nominal	I _p		20
Force Sensitivity	N/Amp	± 10%	K _F		75.62
	LB/Amp	± 10%			17.0
Back EMF Constant	V/(m/sec)	± 10%	K _B		75.62
	V/(ft/sec)	± 10%			23.05
Inductance ****	milli-Henry	± 15%	L		4.5

Linear Actuator Parameters *	Units	Symbol	Value
Peak Force **	N	F _p	1512.4
	LB		340
Continuous Stall Force ***	N	F _{CS}	386.7
	LB		86.9
Actuator Constant	N/√Watt	K _A	38.3
	LB/√Watt		8.61
Electrical Time Constant	milli-sec	τ _E	1.15
Mechanical Time Constant	milli-sec	τ _M	0.93
Theoretical Acceleration	m/sec ²	α _T	1112.1
	ft/sec ²		3648.6
Max Theoretical Frequency @ Full Stroke & Sinusoidal/Triangular Motion	Hz	f _{max}	42.1/46.8
Power I ² R @ F _p	Watts	P _p	1560
Stroke	± mm		15.87
	± in		0.625
Clearance on Each side of Coil	mm		0.51
	in		0.02
Thermal Resistance of Coil in still air	°C/Watt	θ _{TH}	0.85
Maximum Allowable Coil Winding Temp	°C	Temp	155
Weight of Coil Assembly	Kg	WT _C	1.36
	LB		3
Total Weight	Kg	WT _T	11.25
	LB		24.81



* AT MID-STROKE & 25 °C TEMPERATURE
 ** 10 SEC @ 25 °C AMBIENT & 155 °C WINDING TEMPERATURE
 *** AT 25 °C AMBIENT & 155 °C COIL TEMPERATURE
 **** MEASURED AT 1000 Hz.



⚠ A POSITIVE (+) VOLTAGE APPLIED TO THE MARKED LEADS WILL PRODUCE A FORCE ON THE COIL ASSEMBLY IN THE POSITIVE (+) DIRECTION.

3. ALL ABBREVIATIONS IAW ASME Y14.38.
 2. INTERPRET DRAWING IAW ASME Y14.100.
 1. INTERPRET DIMENSIONING AND TOLERANCING IAW ASME Y14.5M-1994.
- NOTES: UNLESS OTHERWISE SPECIFIED

THESE COMMODITIES, TECHNOLOGY OR SOFTWARE IF EXPORTED FROM THE UNITED STATES SHALL BE IN ACCORDANCE WITH THE EXPORT ADMINISTRATION REGULATIONS. DIVERSION CONTRARY TO U.S. LAW IS PROHIBITED.

Proprietary rights of BEI Kimco are involved in the subject matter of this material and all manufacturing, reproduction, use, and sales pertaining to such subject matter are expressly reserved. This confidential and proprietary document is submitted for a specified purpose, and the recipient by accepting this material agrees that this material will not be used, copied, or reproduced in whole or in part nor its contents revealed in any manner or to any person except to meet the purpose for which it was delivered.

THIRD ANGLE PROJECTION

UNLESS OTHERWISE SPECIFIED:
 -ALL DIMENSIONS ARE IN INCHES
 -BREAK SHARP EDGES .015 MAX
 -SURFACE ROUGHNESS .63 ✓
 -DIMENSIONS APPLY AFTER FINISH
 -MAX FILLET R.010
 -DIAMETERS SHALL NOT EXCEED A RUNOUT OF .005 FIM

TOLERANCES:
 DECIMALS: X ±0.03, XX ±0.01, XXX ±0.005
 ANGULAR: ±0°30'
 DO NOT SCALE DRAWING

BEI KIMCO MAGNETICS DIVISION
 VISTA, CA 92081

DRAWN GUERRERO	DATE 03/25/11	TITLE LINEAR ACTUATOR HOUSED
MECH CHECK MCGHEE	DATE 04/05/11	
APPD GODKIN	DATE 04/11/11	
FILE NO. L\TOP\LAH\	SIZE D	FSCM NO. 55789
	DWG NO. LAH43-86-001Z	REV X3
	SCALE 1/1	SHEET 1 OF 1

LAH43-86-001Z X3